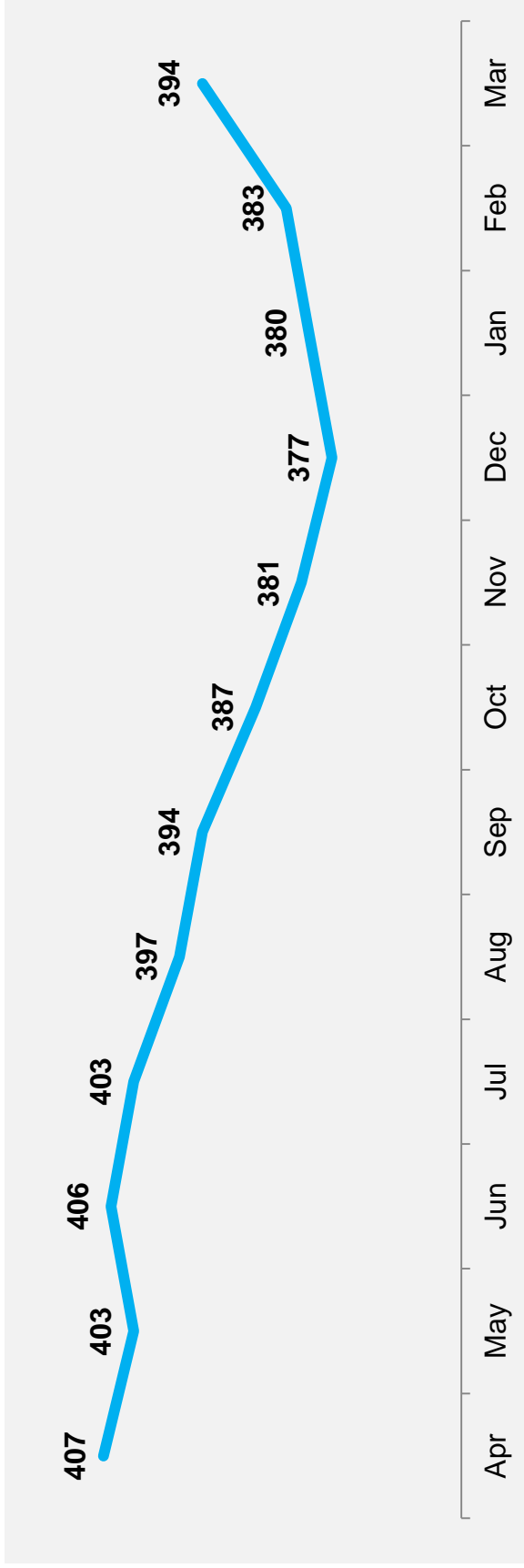


# Corporate Parenting Panel Annual Report 2017-18

# Our numbers of children in care have reduced

*However numbers started to increase again towards the end of the year*



## Unaccompanied Asylum Seeking Children (UASC)

UASC numbers have reduced during the year to 34 by the end of December 2017 and 30 by March 2018.

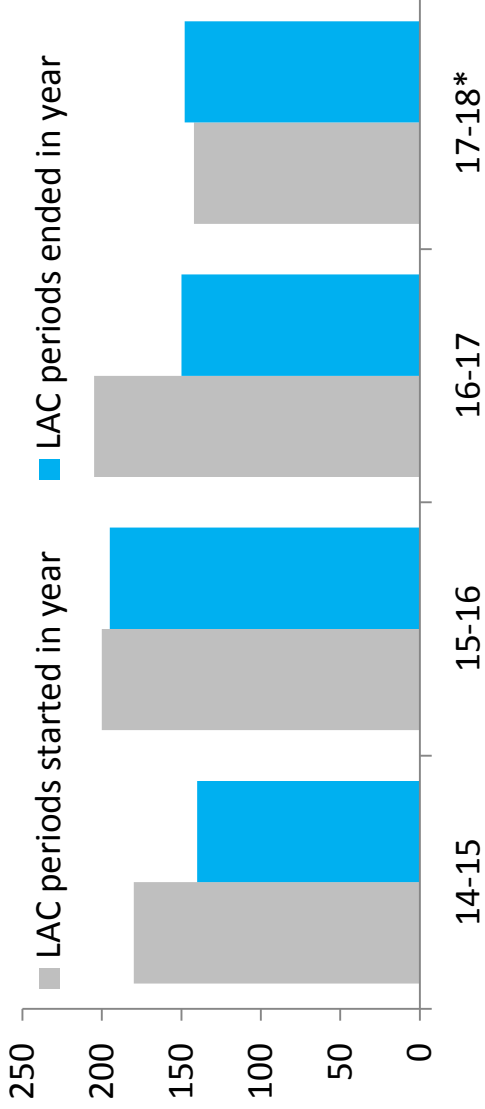

The percentage of looked after children that are UASC has been less than 10% for over 9 months now, having been as high as 12.3% in the past.



# Fewer children are coming into care, especially older children

## Average age of child at period start date

The average age that children are entering was around 10 in 2014/15 and 2015/16 but has dropped to around 8 more recently



Following a reduction in Looked After Children (LAC) periods ending in 2016/17, there has been a large drop in children becoming LAC during 2017/18. The reduction has been over 30% from the 2016/17 values.

Long term placement stability has dropped slightly during 2017/18, however children with 3 or more placements in 12 months have remained stable

<i>Under 16s</i>	Total LAC 2.5 years or more	In same placement 2 years or more	Percentage
2014/15	101	63	62%
2015/16	110	60	55%
2016/17	119	78	66%
2017/18	128	74	58%

	Total looked after children (LAC)	Three or more placements	% LAC with three or more placements
2013/14	305	32	10%
2014/15	340	34	10%
2015/16	345	40	12%
2016/17	395	40	10%
2017/18	394	40	10%

# We're working hard on improving education outcomes

 Improvement on last year

**2017 Key Stage 1**  
Reporting cohort 11



**2017 Key Stage 2**  
Reporting cohort 21



**2017 GCSE**  
Reporting cohort 26



Eligible and Entered cohort 13

**Personal Education Plans (PEPs) pending...**

**6**

Early Years

**6**

Year 10

**5**

Year 12

**2**

Year 13

## Bright Spots is helping us hear from more children in care



An action plan  
was then created  
by young people  
and colleagues

The Bright Spots Programme, developed by Coram Voice with the University of Bristol, aims to improve the well-being of children and young people in care by identifying and promoting practices that have a positive influence on them.

**Positively, nearly 9 in 10 (89%) of children in care thought that their lives were improving.**

Three in ten (31%) children (11-18) were ‘Sometimes’ or ‘Often’ afraid of going to school because of bullying, higher than in other areas where the figure was 19%.

**Importantly, young children (4-7) were more likely than those in other authorities to know why they were in care.**

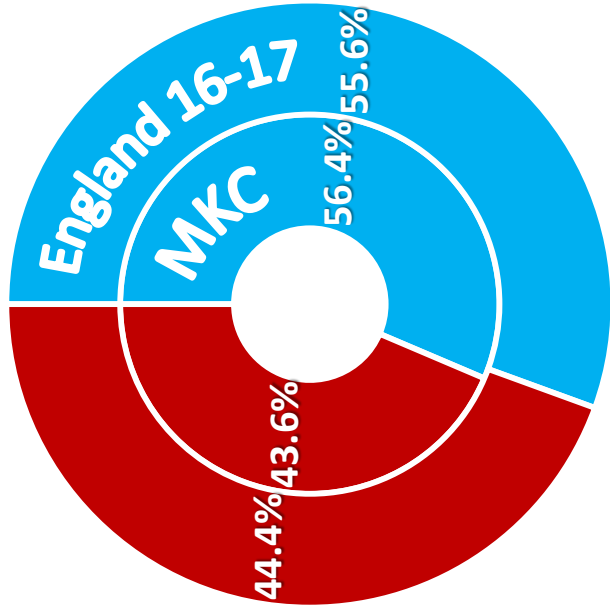
15 children (16%) were identified as having low well-being. These children were more likely to have been in care for a long time and experienced multiple placements. They were more likely to say they were rarely nice to other people and were also more likely to say that they did not like their appearance, that they did not feel included in decisions, that they did not like school and that they had concerns about their feelings or behaviour.

**Girls aged 11-18 years were more likely to have low well-being than boys of the same age. Nearly a third (31%) reported low life satisfaction in comparison to 5% of boys.**

# Our care leaver's situations are in line with national averages\*

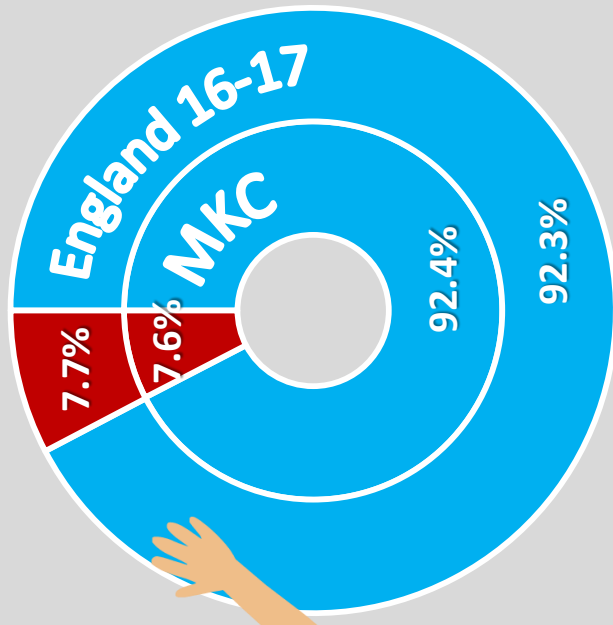
*Education and training effort focused on Year 12 and 13s*

Percentage of care leavers in education, employment or training



- Education, Employment or Training (EET)
- Not in Education, Employment or Training (NEET)

Accommodation suitability



- 1 - Accommodation is considered Suitable
- 2 - Accommodation is considered Unsuitable



\* National data adjusted to show only known cases as per MKC current data

# We're working hard to improve adoption performance

*Using other permanency options where adoption plans are not progressing*

2015/16   2016/17   2017/18

Number of Adoption Orders	20	10	9
Children adopted aged five or older	5	3	2
Children matched with adopters	10	19	16
Children with adoption plans not matched by 31 March	3	16	22

**Average days from start of period of Care to being placed for adoption**

430

MKC 2014-17  
Average

England 2014-17  
Average

520

**Average days from placement order to match**

195

MKC 2014-17  
Average

England 2014-17  
Average

220